

300308

2019-027

中际旭创股份有限公司
年年度报告摘要

509,833,844


	0535-8573360	0535-8573360
	0535-8573360	0535-8573360
	zhongji300308@zhongji.cc	zhongji300308@zhongji.cc

2

5G

1

400G QSFP-DD		8x50G 4X100G IEEE 802.3bs QSFP-DD MSA	400G
400G OSFP		8x50G IEEE 802.3bs OSFP MSA	400G
100G QSFP28/ Single Lambda			100G 5G
100G CFP4			OTU4
40G QSFP+			
25G SFP28			25G 5G
10G XFP		1 XFP MSA IEEE 802.3ae I2C line/client	8.5Gb/s OC-192 STM-64 ATM IP

10G SFP+		10G 10G	
----------	---	------------	--

2

1

2

5G

5G

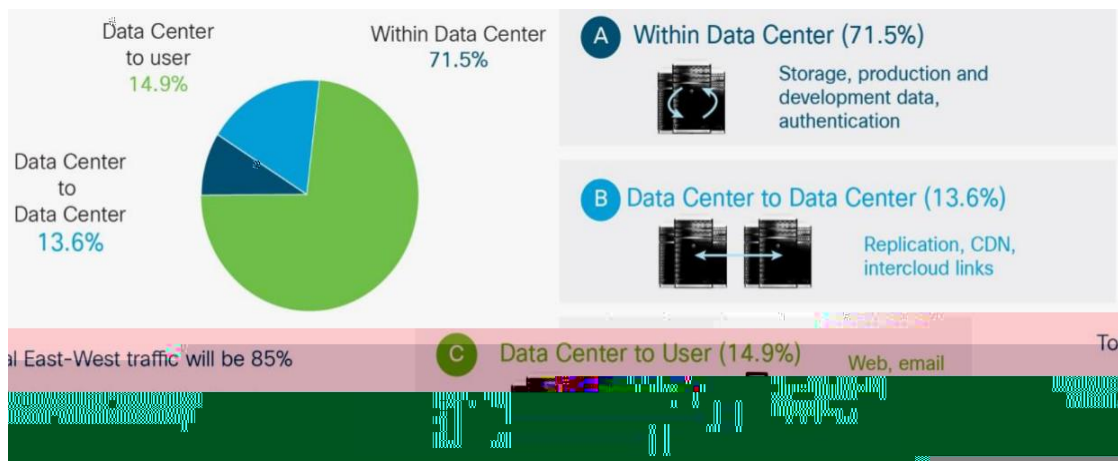
1

		2016	338	2021	628	53%	Cisco
13%		2016	6819EB	2021	20555EB		23%

East-West Traffic

85%

1 2021



Cisco Global Index 2016-2021

East-West

100G

2017

400G

5G

2013

4G

4

4G

400G OSFP QSFP-DD
100G/40G/25G

400G

5G
400G 5G

2

3

1

	2018	2017		2016
	5,156,314,239.90	2,357,083,470.26	118.76%	131,620,384.91
	623,115,980.05	161,505,416.37	285.82%	10,054,131.54
	590,032,209.73	264,658,859.15	122.94%	451,569.08
	660,013,526.46	42,357,112.25	1,458.21%	33,833,600.51
/	1.36	0.50	172.00%	0.05
/	1.33	0.50	166.00%	0.05
	14.32%	7.96%	6.36%	1.82%
	2018	2017		2016
	8,080,200,992.25	7,810,022,719.08	3.46%	632,153,427.42

		145,446,935.72	171,794,127.34	174,865,160.17	97,925,986.50
		-44,276,822.86	266,261,984.80	87,595,325.97	350,433,038.55

4

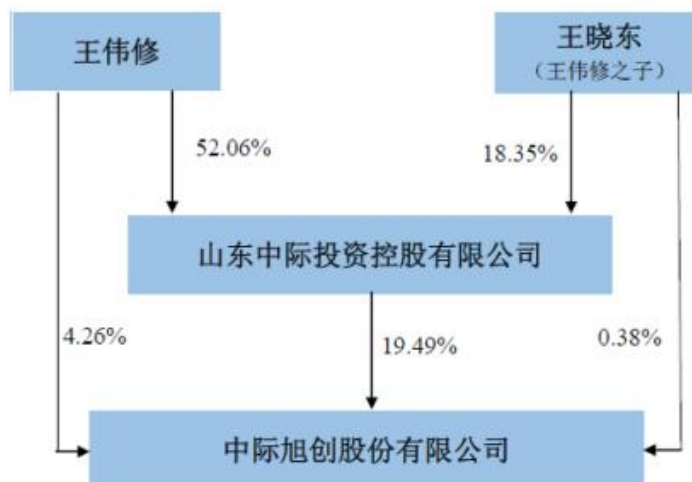
1

10

SECRET [769]

	18,518	17,498	0	0
10				
		20.90%	99,380,300	0

3



5

1

1

	51.56	118.76%	6.82	
231.23%	6.23	285.82 %	2018	80.80
33.04	47.76	40.89%		

2

1)

a.

2018

100G

100G

2018

2018

b. 5G

2018

5G

5G

2019 5G

5G

5G

c.

2018

d.

400G

2018 3

OFC

400G QSFP-DD

400G

2018

400G

400G

400G

400G

5G

2)

2018

3)

a.

2018 4

15.56

400G

100G

5G

2018 12

2019 3

b.

7,205

2

2017 22 2017 7
QNP H = ½ Cydâ QNGÿ Ê ÄCB 2017 8 24
2017 9 37 2017 14
2019 1 1
b. \$ 3e0

3

2017 7 3

2019 4 22